



## FDH 4000

### Sealed Fiber Distribution Hub

---

Introducing the sealed fiber distribution hub (FDH) 4000 from CommScope. Increasingly, aesthetic ordinances and equipment size restrictions are making it more difficult to secure permits in FTTx deployments. To solve this challenge, CommScope developed the FDH 4000. The sealed FDH 4000 is designed for superior performance in any environment. Its small, compact size minimizes visual impact for discrete applications. Leveraging CommScope's proven hardened fiber optic closure technology, the sealed FDH offers a robust and technician-friendly solution for connecting feeder and distribution cables via optical splitters in the FTTx network. The FDH can be installed in a vault, hand hole, or aerially via pole or strand.

### Features and Benefits

- **Extremely Compact/High Capacity Design**
  - Scalable up to 288 distribution ports, 12-72 feeder ports. (Unused ports can be used for pass through applications)
- **Superior Performance**
  - Unsurpassed reliability makes it ideal for aerial and below grade applications
- **Environmental Protection**
  - Thermoplastic construction provides UV stabilization, flame retardancy, and chemical & impact resistance
- **Field Proven Hermetically Sealed Closure**
  - Provides air/water tight seal ensuring protection from flooding and fungus
- **Re-Enterable/Reusable Shell**
  - No re-entry kits or tools required
- **Supports Diverse Splitter Module Configurations**
  - Standard optical splitters, CWDM's and DWDM's
- **Craft Friendly Splitter Module Design**
  - Easy to insert and remove without affecting adjacent splitters
- **Compatible Mounting Kits (sold separately)**
  - Allow for easy strand, pole, pedestal and hand-hole installations

# FDH 4000

## Sealed Fiber Distribution Hub


### Specifications

FDH 4000	A-size	B-size
<b>Configuration</b>	Below Grade	Below Grade
<b>Access</b>	Removable Dome	Removable Dome
<b>Height Pole-Mount</b>	28" (72 cm)	32" (81.1 cm)
<b>Width (Diameter)</b>	9.5" (24 cm)	9.5" (24 cm)
<b>Enclosure Weight (without pedestal, cables, or splitters)</b>	30 lbs (13.6 kg)	35 lbs (15.9 kg)
<b>Connectors</b>	SC or LC	APC or UPC
<b>Splitter Capacity</b>	9	9
<b>Splitter Modules Included</b>	0	0
<b>Distribution Port Count</b>	72 SC / 144 LC	144 SC / 288 LC
<b>Feeder Fiber Count</b>	12 - 72	12 - 72
<b>F1 Fiber Terminations</b>	12 - 72	12 - 72
<b>Pass-Throughs</b>	**	**
<b>Cable Ports</b>	3	3
<b>Cable Clamps</b>	1	1
<b>Enclosure Rating</b>	IP68	IP68
<b>FDH Performance</b>	GR-3121, GR-3125	GR-3121, GR-3125
<b>Standard Color</b>	Black	Black

\*\*configurable



Front View  
(Door Open)



Hand Hole or Vault



Pole



Strand

# FDH 4000


Sealed Fiber Distribution Hub

## FDH 4000 Mounting Options

### Splitter Specifications

Splitter Type	Max Loss*	Typical Loss*	Uniformity*	Return Loss	Directivity	PDL	Wavelength Range
1x2	3.8 dB	3.1 dB	1.1 dB	≥55 dB	≥55 dB	0.2 dB	1260-1360 nm & 1480-1580nm
1x4	7.2 dB	6.6 dB	0.8 dB	≥55 dB	≥60 dB	0.2 dB	1260-1635 nm
1x8	10.2 dB	9.7 dB	1.0 dB	≥55 dB	≥60 dB	0.2 dB	1260-1635 nm
1x16	13.5 dB	12.8 dB	1.0 dB	≥55 dB	≥60 dB	0.3 dB	1260-1635 nm
1x32	16.7 dB	16.0 dB	1.3 dB	≥55 dB	≥60 dB	0.3 dB	1260-1635 nm
1x64	20.4 dB	19.7 dB	2.0 dB	≥55 dB	≥60 dB	0.4 dB	1260-1635 nm
2x16	14.1 dB	12.9 dB	2.0 dB	≥55 dB	≥60 dB	0.4 dB	1260-1635 nm
2x32	17.4 dB	16.2 dB	2.0 dB	≥55 dB	≥60 dB	0.4 dB	1260-1635 nm

\*Includes PDL, WDL and TDL. Does not include connector loss.

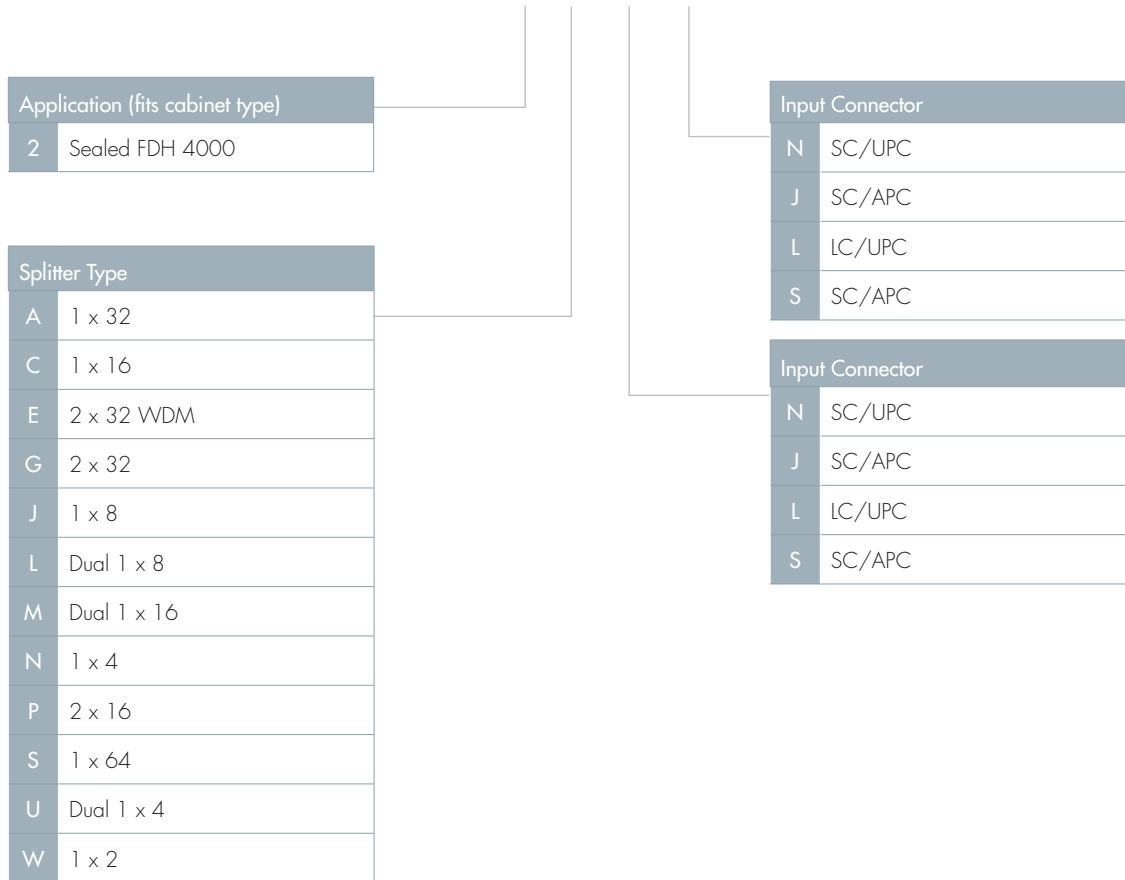


1x32 splitter module

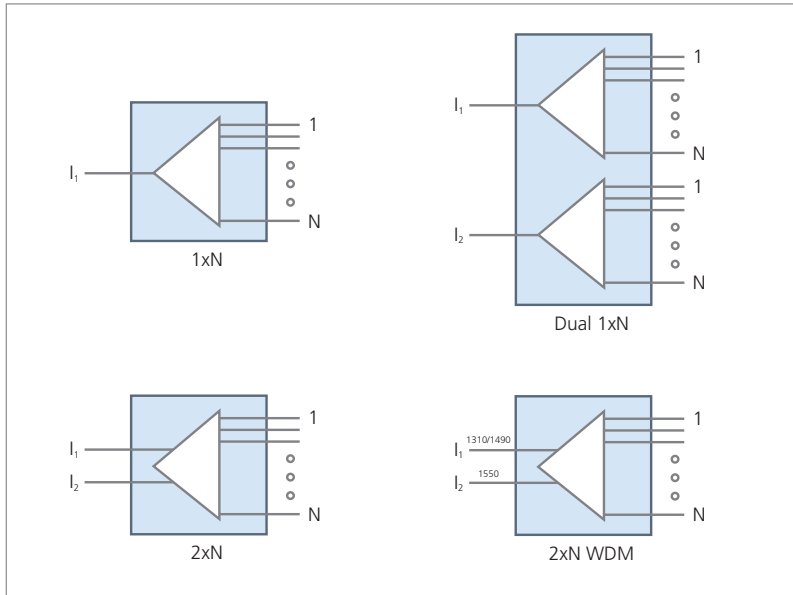
Mini Plug-and-Play Splitter Modules

## Model Number Sequence

FPS-CMPP 2 \_ \_ \_



### Splitter Type Configurations



$I_1, I_2$  = Inputs  
 $1 \dots N$  = Outputs

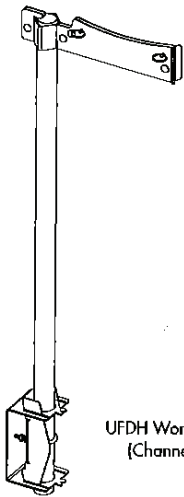
# FDH 4000

Sealed Fiber Distribution Hub

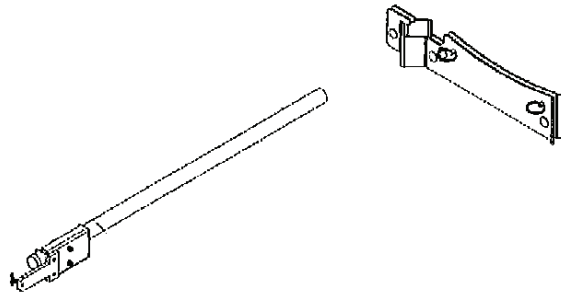
## Sealed FDH 4000 Accessories

### Ordering Information

Description	Part Number
<b>Patch Cord for use with sealed FDHs</b> LC/APC to LC/APC 1.2mm cable, 1 meter	FPCA-MMYP001M
<b>Workstand Kits for Sealed FDHs</b>	
For Channel only	FD3-ACCBGSTND
For PenCell only	FD4S-ACCBGSTD-P



UFDH Workstand Kit  
(Channel only)



UFDH Workstand Kit  
(PenCell only)

Ordering Information

# Model Number Sequence

FD4S - <sup>A</sup>x <sup>096</sup>xxx <sup>S</sup>x <sup>00</sup>xx <sup>DD</sup>xx <sup>B</sup>xx <sup>1</sup>xx

A	144 w/LC or 72 w/SC connector
B	288 w/LC or 144 w/SC connector

**Distribution Fibers Loaded**

012	12 Fibers
024	24 Fibers
048	48 Fibers
072	72 Fibers
096	96 Fibers
144	144 Fibers
216	216 Fibers
288	288 Fibers

**Adapter Connector Type**

N	SC/UPC
J	SC/APC
U	LC/UPC
S	LC/APC

**Number of Splitters Loaded**

0	None
1	Future Use

**Splitter Type Loaded**

0	None
A	Future Use

**Distribution Cable Type <sup>1</sup>**

D	Dry-Dry Dielectric Ribbon
G	Single Armor Loose Tube
J	Dielectric Loose Tube
L	Armored Ribbon
P	Dry-Dry Armor Ribbon
T	Dielectric Ribbon

<sup>1</sup> Subject to availability

**Input Cable Fiber Count**

1	12
2	24
3	36
4	48

**Cable Stub Length**

B	100 Foot - std
---	----------------

**Dist. Cable Configuration <sup>2</sup>**

A	All 72 Fiber Stubs
B	All 144 Fiber Stubs
C	All 216 Fiber Stubs
D	All 288 Fiber Stubs

<sup>2</sup> Maximum of 3 cables



---

[www.commscope.com](http://www.commscope.com)

Visit our website or contact your local CommScope representative for more information.

© 2016 CommScope, Inc. All rights reserved.

All trademarks identified by ® or ™ are registered trademarks or trademarks, respectively, of CommScope, Inc.

This document is for planning purposes only and is not intended to modify or supplement any specifications or warranties relating to CommScope products or services.

PS-321194.3-AE (06/16)