



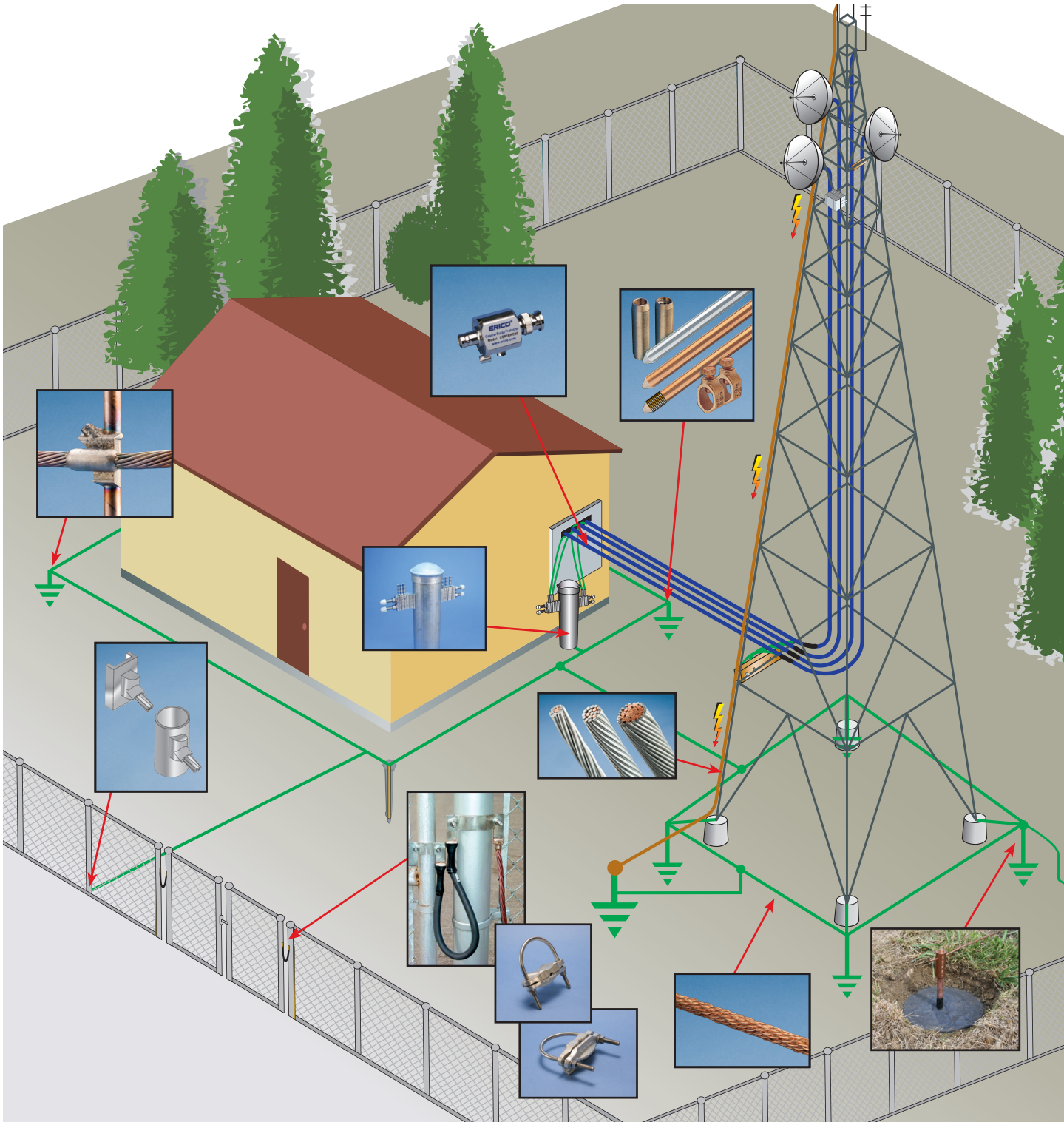
CONNECT AND PROTECT

Telecommunication Grounding & Bonding Selection Guide




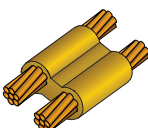
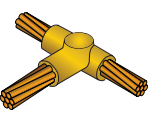
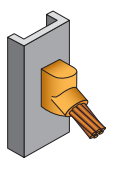


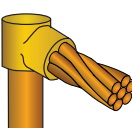
ERICO

Telecommunications Grounding Layout

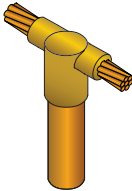
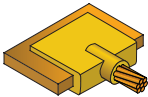


WARNING: nVent products shall be installed and used only as indicated in nVent's product instruction sheets and training materials. Instruction sheets are available at nVent.com/ERICO and from your nVent customer service representative. Improper installation, misuse, misapplication or other failure to completely follow nVent's instructions and warnings may cause product malfunction, property damage, serious bodily injury and/or death, and void your warranty.

Telecommunication Grounding & Bonding Selection Guide

Cadweld Connections	Application	Mold Part No.	Description	Welding Material Part No.
 SS	"SS" Style; Spliced horizontal connection; straight; end to end	SST1T	#2 solid cable to #2 solid cable; horizontal straight splice (clamp included)	32PLUSF20 or #32
		SST1V	#2 stranded cable to #2 stranded cable; horizontal straight splice (clamp included)	32PLUSF20 or #32
		SSC2G	2/0 stranded cable to 2/0 stranded cable; horizontal straight splice	65PLUSF20 or #65
		SSC2Q	4/0 stranded cable to 4/0 stranded cable; horizontal straight splice	90PLUSF20 or #90
 PT	"PT" Style; Parallel through connection of horizontal cables	PTC1T1T	#2 solid cable to #2 solid cable; horizontal parallel splice	65PLUSF20 or #65
		PTC1V1V	#2 stranded cable to #2 stranded cable; horizontal parallel splice	65PLUSF20 or #65
		PTC2G2G	2/0 stranded cable to 2/0 stranded cable; horizontal parallel splice	115PLUSF20 or #115
		PTC2Q2Q	4/0 stranded cable to 4/0 stranded cable; horizontal parallel splice	200PLUSF20 or #200
 TA	"TA" Style; Tee connections of horizontal cables	TAC1T1T	#2 solid cable to #2 solid cable; horizontal tee splice	45PLUSF20 or #45
		TAC1V1V	#2 stranded cable to #2 stranded cable; horizontal tee splice	45PLUSF20 or #45
		TAC2G2G	2/0 stranded cable to 2/0 stranded cable; horizontal tee splice	90PLUSF20 or #90
		TAC2Q2Q	4/0 stranded cable to 4/0 stranded cable; horizontal tee splice	150PLUSF20 or #150
 VS	"VS" Style: Cable connection down at 45° angle to vertical steel surface	VSC1TV3C	#2 solid cable to vertical steel pipes of 1.5" to 4" diameters; cable at 45° to surface	45PLUSF20 or #45
		VSC1TV5C	#2 solid cable to vertical steel pipes of 4" to 6" diameters; cable at 45° to surface	45PLUSF20 or #45
		VSC1VV3C	#2 stranded cable to vertical steel pipes of 1.5" to 4" diameters; cable at 45° to surface	45PLUSF20 or #45
		VSC1VV5C	#2 stranded cable to vertical steel pipes of 4" to 6" diameters; cable at 45° to surface	45PLUSF20 or #45
		VSC2GV3C	2/0 stranded cable to vertical steel pipes of 2" to 4" diameters; cable at 45° to surface	90PLUSF20 or #90
		VSC2GV5C	2/0 stranded cable to vertical steel pipes of 4" to 6" diameters; cable at 45° to surface	90PLUSF20 or #90
		B160V	Chain support for "VS" style molds	
 HA  HS – Cable off surface	"HA" & "HS" Style; cable connections to flat horizontal steel surface	HAA1T	#2 solid cable to flat horizontal steel surface (clamp included)	45PLUSF20 or #45
		HAA1V	#2 stranded cable to flat horizontal steel surface (clamp included)	45PLUSF20 or #45
		HSC2G	2/0 stranded cable to flat horizontal steel surface	90PLUSF20 or #90
		HSC2Q	4/0 stranded cable to flat horizontal steel surface	115PLUSF20 or #115
 GR	"GR" Style; cable connection to top of ground rod	GRC161T	#2 solid cable to top of nominal 5/8" copper-bonded ground rod	65PLUSF20 or #65
		GRC161V	#2 stranded cable to top of nominal 5/8" copper-bonded ground rod	65PLUSF20 or #65
		GRC162G	2/0 stranded cable to top of nominal 5/8" copper-bonded ground rod	90PLUSF20 or #90
		GRC162Q	4/0 stranded cable to top of nominal 5/8" copper-bonded ground rod	90PLUSF20 or #90
		GRC181T	#2 solid cable to top of nominal 3/4" copper-bonded ground rod	90PLUSF20 or #90
		GRC181V	#2 stranded cable to top of nominal 3/4" copper-bonded ground rod	90PLUSF20 or #90
		GRC182G	2/0 stranded cable to top of nominal 3/4" copper-bonded ground rod	90PLUSF20 or #90
		GRC182Q	4/0 stranded cable to top of nominal 3/4" copper-bonded ground rod	90PLUSF20 or #90

Telecommunication Grounding & Bonding Selection Guide

Cadweld Connections	Application	Mold Part No.	Description	Welding Material Part No.
 GT	"GT" Style; through cable connection to top of ground rod	GTC161T	#2 solid through cable to top of nominal 5/8" copper-bonded ground rod	65PLUSF20 or #65
		GTC161V	#2 stranded through cable to top of nominal 5/8" copper-bonded ground rod	65PLUSF20 or #65
		GTC162G	2/0 stranded through cable to top of nominal 5/8" copper-bonded ground rod	90PLUSF20 or #90
		GTC162Q	4/0 stranded through cable to top of nominal 5/8" copper-bonded ground rod	90PLUSF20 or #90
		GTC181T	#2 solid through cable to top of nominal 3/4" copper-bonded ground rod	90PLUSF20 or #90
		GTC181V	#2 stranded through cable to top of nominal 3/4" copper-bonded ground rod	90PLUSF20 or #90
		GTC182G	2/0 stranded through cable to top of nominal 3/4" copper-bonded ground rod	90PLUSF20 or #90
		GTC182Q	4/0 stranded through cable to top of nominal 3/4" copper-bonded ground rod	90PLUSF20 or #90
 LJ	"LJ" Style; cable connection to edge of horizontal busbar	LJCEG1T	#2 solid cable to edge of 1/4" thick by 1-1/2" and wider copper bar	65PLUSF20 or #65
		LJCEG1V	#2 stranded cable to edge of 1/4" thick by 1-1/2" and wider copper bar	65PLUSF20 or #65
		LJGEG2G	2/0 stranded cable to edge of 1/4" thick by 1-1/2" and wider copper bar	90PLUSF20 or #90
		LJCEG2Q	4/0 stranded cable to edge of 1/4" thick by 1-1/2" and wider copper bar	90PLUSF20 or #90

Accessories	Part No.	Description
	L160	Handle Clamp
	PLUSCU	Control unit for igniting Cadweld Plus
	T320	Flint ignitor
	T313	Wire cleaning brush
	T394	Mold cleaning brush


Telecommunication Grounding & Bonding Selection Guide

Telecom Lugs	Part Number	Thickness A	Width B	Length C	Centers D	E	Bolt Size F
	One Hole Upturn Lug						
	B921CC14	.125	.63	.875	N/A	.375	1/4"
	B921CC38	.125	.63	.875	N/A	.375	3/8"
	Two Hole Upturn Lug						
	B922CC14A	.125	.63	1.88	.625	.375	1/4"
	B922CC14B	.125	.63	1.88	.75	.375	1/4"
	B922CC14C	.125	.63	1.88	1	.375	1/4"
	B922CC38B	.125	.63	1.88	.75	.375	3/8"
	B922CC38C	.125	.63	1.88	1	.375	3/8"

Note: All Cadweld lugs are electrotin plated copper alloy.

TELECOM LUGS – SLEEVE REQUIREMENTS



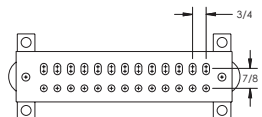
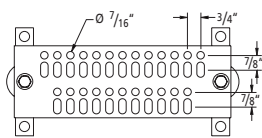
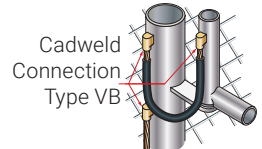
Conductor Size(s)			
Concentric	Solid	Sleeve No.	Quantity per Package
#6	N/A	B112	25
#4	#4	B1331V	25
N/A	#2	S429F1N12	25
#2	N/A	No Sleeve Required	N/A





ORDERING INFORMATION






nVent ERICO Cadweld Telecom Mold Part No. is GLPCC001TC and includes B399B Mini EZ change handle clamp and T320 flint ignitor. Cadweld weld metal size #25 works for all 7 lug sizes.

Telecommunication Grounding & Bonding Selection Guide

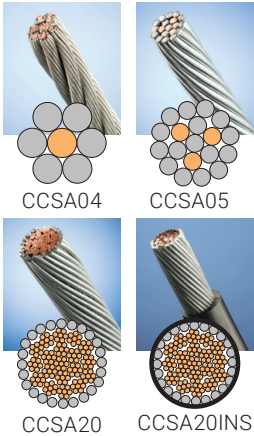
Grounding Accessories	Application	Part No.	Description
	Ground rods and couplers are used for vertical driving or drilled applications	613852	Copper-bonded ground rod 3/8" x 5', 3 mils of copper
		6138529	Copper-bonded ground rod 3/8" x 5', 3 mils of copper, 18" #10 AWG pigtail
		611350	Copper-bonded ground rod 1/2" x 5', 10 mils of copper
		611360	Copper-bonded ground rod 1/2" x 6', 10 mils of copper
		611380	Copper-bonded ground rod 1/2" x 8', 10 mils of copper
		615880	Copper-bonded ground rod 5/8" x 8', 10 mils of copper
		615800	Copper-bonded ground rod 5/8" x 10', 10 mils of copper
		615883	Copper-bonded ground rod 5/8" x 8', 13 mils of copper
		613400	Copper-bonded ground rod 3/4" x 10', 10 mils of copper
		CC12F	Compression coupler for 1/2" ground rod
		CC58	Compression coupler for 5/8" ground rod
	Ground rod clamps	CP58	Silican bronze ground rod clamp, 1/2" – 5/8" ground rods, #10 solid – #2 stranded wire
		CP34	Silican Bronze Ground Rod Clamp, 1/2" – 3/4" ground rods, #10 Solid – #1/0 Stranded Wire
		SP58	Stainless Steel Ground Rod Clamp, 1/2" – 5/8" ground rods, #10 solid – #2 stranded wire
 <p>Pattern "SS"</p>  <p>Pattern "QQ"</p>	<p>Bare and tinned copper ground bars with insulators and bracket</p>	Bare Copper Ground Bar Assembly	
		EGBA1426SS	Ground Bar Assembly 1/4" x 2" x 6" SS Hole Pattern
		EGBA14210SS	Ground Bar Assembly 1/4" x 2" x 10" SS Hole Pattern
		EGBA14212SS	Ground Bar Assembly 1/4" x 2" x 12" SS Hole Pattern
		EGBA14214SS	Ground Bar Assembly 1/4" x 2" x 14" SS Hole Pattern
		EGBA1446QQ	Ground Bar Assembly 1/4" x 4" x 6" QQ Hole Pattern
		EGBA14412QQ	Ground Bar Assembly 1/4" x 4" x 12" QQ Hole Pattern
		EGBA14414QQ	Ground Bar Assembly 1/4" x 4" x 14" QQ Hole Pattern
		EGBA14420QQ	Ground Bar Assembly 1/4" x 4" x 20" QQ Hole Pattern
		EGBA14424QQ	Ground Bar Assembly 1/4" x 4" x 24" QQ Hole Pattern
		Tinned Copper Ground Bar Assembly	
		EGBA1426SST	Ground Bar Assembly 1/4" x 2" x 6" SS Hole Pattern, Tinned Copper
			Ground Bar Assembly 1/4" x 2" x 12" SS Hole Pattern, Tinned Copper
			Ground Bar Assembly 1/4" x 2" x 14" SS Hole Pattern, Tinned Copper
			Ground Bar Assembly 1/4" x 2" x 19" SS Hole Pattern, Tinned Copper
		EGBA1446QQT	Ground Bar Assembly 1/4" x 4" x 6" QQ Hole Pattern, Tinned Copper
			Ground Bar Assembly 1/4" x 4" x 12" QQ Hole Pattern, Tinned Copper
			Ground Bar Assembly 1/4" x 4" x 14" QQ Hole Pattern, Tinned Copper
			Ground Bar Assembly 1/4" x 4" x 20" QQ Hole Pattern, Tinned Copper
			Ground Bar Assembly 1/4" x 4" x 24" QQ Hole Pattern, Tinned Copper
 <p>Cadweld Connection Type VB</p>	Jumpers are used to bond fence posts and gates	FJ1T24	#2 Solid wire, 24"
		FJ2G24	2/0 Stranded wire, 24"

Telecommunication Grounding & Bonding Selection Guide

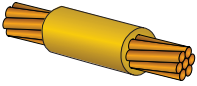
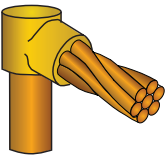
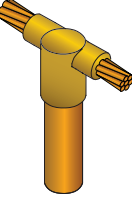
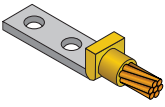
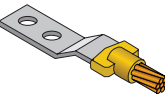
Tinned Bronze Fence Clamps	Application	Part No.	Pipe Size (in)	Conductor Size (AWG)	Conductor Size (mm ²)	Pipe Size (mm)
 	Fence clamps are used to connect ground wire to fence posts	Single Hole				
		FC073	1-1/2	4 Solid – 2/0 Stranded	16 – 70 Stranded	40
		FC074	1-1/2	2/0 Solid – 250 MCM Stranded	50 – 120 Stranded	40
		FC075	2	4 Solid – 2/0 Stranded	16 – 70 Stranded	50
		FC076	2	2/0 Solid – 250 MCM Stranded	50 – 120 Stranded	50
		FC078	2-1/2	2/0 Solid – 250 MCM Stranded	16 – 120 Stranded	65
		FC079	3	4 Solid – 2/0 Stranded	16 – 70 Stranded	80
		FC080	3	2/0 Solid – 250 MCM Stranded	50 – 120 Stranded	80
		FC082	3-1/2	4 Solid – 2/0 Stranded	16 – 120 Stranded	90
		Dual Hole				
		FC076 DH	2	2 x 2/0 Solid – 250 MCM Stranded	50 – 120 Stranded	50
		FC078 DH	2-1/2	2 x 2/0 Solid – 250 MCM Stranded	16 – 120 Stranded	65
		FC082 DH	3-1/2	2 x 4 Solid – 2/0 Stranded	16 – 120 Stranded	90

Ground Bus Assemblies	Application	Part No.	Description
    	nVent ERICO theft deterrent ground assembly (TDSGA) is an alternative to copper ground bars	TDSGAU14	Bar Assembly, Ground Bus, Universal Mount
		TDSGAPA14	Bar Assembly, Ground Bus, Through Pole/Post Mount
		TDSGAWB17	Bar Assembly, Ground Bus, Wall Bracket Mount
		TDSGABC14	Bar Assembly, Ground Bus, Beam Clamp Mount
		TDSGAPC14	Bar Assembly, Ground Bus, Pole/Post Clamp Mount

Telecommunication Grounding & Bonding Selection Guide

Theft Deterrent Composite Cable	Application	Global Part No. (Reel)	Stranding	Resistance	Outside Diameter	Fusing Capacity Equivalency	Standard Packaging Quantity	Weight*
 CCSA04 CCSA05 CCSA20 CCSA20INS	Theft deterrent composite cables are bare or insulated concentric stranded conductors that consist of peripheral galvanized steel stranding, which conceals and helps protect the internal tinned copper strands.	CC5A04	(1) tinned copper, (6) galvanized steel	0.485 Ω/ 1,000 ft; 1.499 Ω/km	0.330 in (0.838 cm)	112% of 4 AWG (100% of 16 mm ²)	250 ft (76.2 m)	57 lbs (25.85 kg)
		CC5A05	(3) tinned copper, (16) galvanized steel	0.457 Ω/ 1,000 ft; 1.591 Ω/km	0.334 in (0.848 cm)	113% of 4 AWG (100% of 16 mm ²)	250 ft (76.2 m)	58 lbs (26.31 kg)
		CC5A20	(133) tinned copper, (21) galvanized steel	0.098 Ω/ 1,000 ft; 0.320 Ω/km	0.526 in (1.336 cm)	100% of 2/0 AWG (> 50 mm ²)	200 ft (61.0 m)	109 lbs (49.44 kg)

*Weight does not include reel.

Cadweld Connection	Theft Deterrent Conductor Size	Weld	Cadweld Mold	Ground Rod or Lug	Welding Material
	CC5A04 or CC5A05	"SS" Style	SSCS1		32PLUSF20 or #32
	CC5A20		SSCS5		90PLUSF20 or #90
	CC5A30		SSCS6		115PLUSF20 or #115
	CC5A40		SSCS7		150PLUSF20 or #150
	CC5A04 or CC5A05	"GR" Style	GRC16S1	Nominal 5/8" copper-bonded	65PLUSF20 or #65
	CC5A20		GRC16S5	Nominal 5/8" copper-bonded	90PLUSF20 or #90
	CC5A30		GRC16S6	Nominal 5/8" copper-bonded	90PLUSF20 or #90
	CC5A40		GRC16S7	Nominal 5/8" copper-bonded	115PLUSF20 or #115
	CC5A04 or CC5A05		GRC18S1	Nominal 3/4" copper-bonded	90PLUSF20 or #90
	CC5A20		GRC18S5	Nominal 3/4" copper-bonded	90PLUSF20 or #90
	CC5A30		GRC18S6	Nominal 3/4" copper-bonded	90PLUSF20 or #90
	CC5A40		GRC18S7	Nominal 3/4" copper-bonded	115PLUSF20 or #115
	CC5A04 or CC5A05	"GT" Style	GTC16S1	Nominal 5/8" copper-bonded	90PLUSF20 or #90
	CC5A20		GTC16S5	Nominal 5/8" copper-bonded	115PLUSF20 or #115
	CC5A30		GTC16S6	Nominal 5/8" copper-bonded	150PLUSF20 or #150
	CC5A40		GTC16S7	Nominal 5/8" copper-bonded	200PLUSF20 or #200
	CC5A04 or CC5A05		GTC18S1	Nominal 3/4" copper-bonded	90PLUSF20 or #90
	CC5A20		GTC18S5	Nominal 3/4" copper-bonded	115PLUSF20 or #115
	CC5A30		GTC18S6	Nominal 3/4" copper-bonded	150PLUSF20 or #150
	CC5A40		GTC18S7	Nominal 3/4" copper-bonded	200PLUSF20 or #200
	CC5A04 or CC5A05	"GL" Style	GLCCES1	B121CE or B122CE	32PLUSF20 or #32
	CC5A20		GLCCES5	B121CE or B122CE	45PLUSF20 or #45
	CC5A30		GLCCES6	B121CE or B122CE	65PLUSF20 or #65
	CC5A40		GLCCES7	B121DE or B122DE	65PLUSF20 or #65
	CC5A04 or CC5A05	"LA" Style	LACS1CE	B101CEOL or B102CEOL	45PLUSF20 or #45
	CC5A20		LACS5CE	B101CEOL or B102CEOL	65PLUSF20 or #65
	CC5A30		LACS6CE	B101CEOL or B102CEOL	65PLUSF20 or #65
	CC5A40		LACS7DE	B101DEOL or B102DEOL	90PLUSF20 or #90



Our powerful portfolio of brands:

CADDY ERICO HOFFMAN RAYCHEM SCHROFF TRACER

©2018 nVent. All nVent marks and logos are owned or licensed by nVent Services GmbH or its affiliates. All other trademarks are the property of their respective owners. nVent reserves the right to change specifications without notice.

ERICO-SB-E1152B-E399LT13NAEN-EN-1805

nVent.com/ERICO