

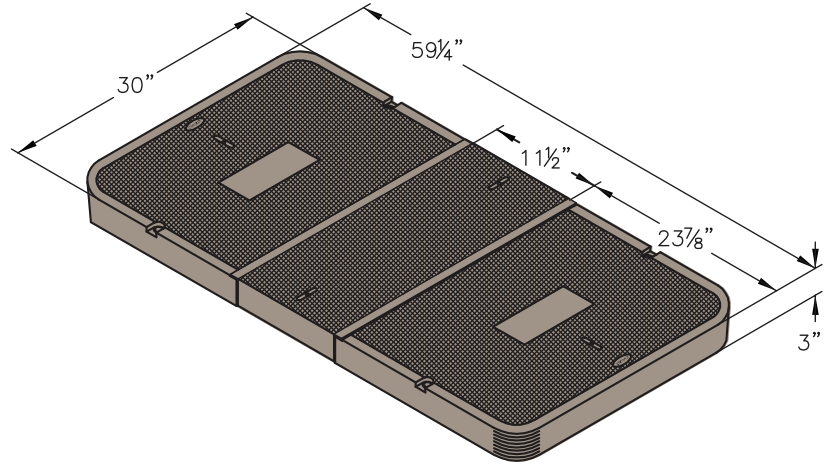
P52

CHRISTY®

COVER

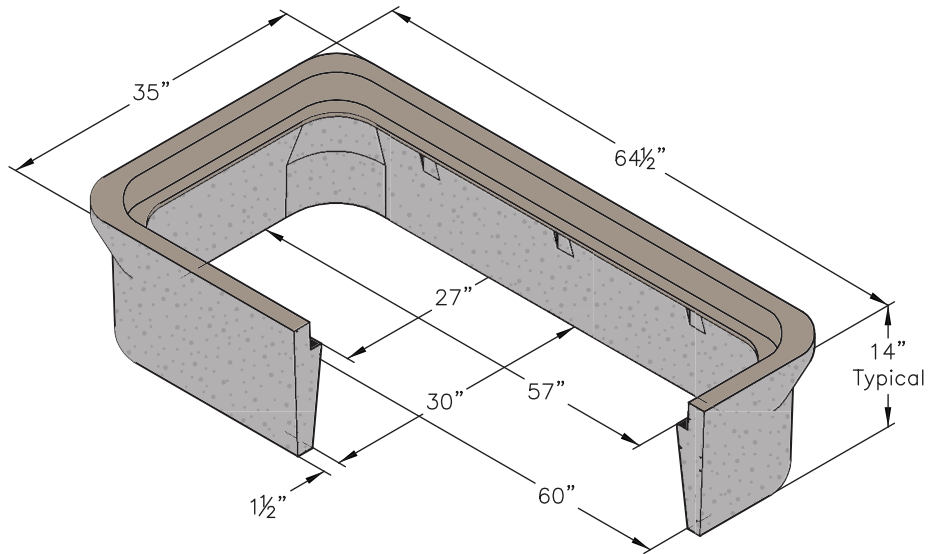
Style:	Flush (3 Piece)
Material:	Reinforced Concrete
Model:	30" x 48"
Weight:	532 lbs
Options:	Special Markings
Surface:	Skid Resistant & Marked*
Coefficient of Friction:	>0.6 ASTM 1028
Performance:	ASTM C 857, WUC 3.6

Cover comes standard with permanent markings for manufacturer, load rating, model size and manufacturing location.



BODY

Material:	Reinforced Concrete with Composite Cap
Model:	30" x 48"
Weight:	454 lbs
Wall Type:	Straight
Mouseholes:	0
Performance:	ASTM C 857, WUC 3.6



EXTENSION

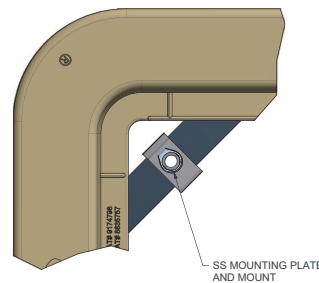
Material:	Reinforced Concrete
Depth:	10"
Weight:	308 lbs

LOAD RATING / NOTES



LIGHT DUTY
PEDESTRIAN / GREENBELT

For use in non-vehicular traffic situations only.
Weights and dimensions may vary slightly.
Actual load rating is determined by the box and cover combination.



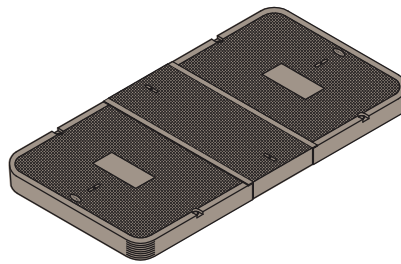
Bolt Down Detail

P52


CHRISTY®

COVER OPTIONS

R-Series, Flush Solid (3 Piece)
Steel Checker Plate, Solid (2 Piece)



R-Series



Steel Checker Plate

COVER OPTIONS

Bolt Down Locking (R-Series Covers)
Galvanizing (Steel Covers)
EMS Marker

 **WARNING:** Cancer and Reproductive Harm - www.P65Warnings.ca.gov

All information contained on this sheet is current at the time of publication.
Oldcastle reserves the right to discontinue or update product information without notice.

Revision 12/06/18
© 2018 Oldcastle Infrastructure